



# MyAA & Afficient Math Account Set Up

AFFICIENT ACADEMY

← → ↻ 🏠 <https://my.afficienta.com/>

🔍 ☆ ⚙️ 👤



For Use As A Parent/Guardian Account

🔍 Email

🔒 Password

Log In

[Forgot password](#)

or

Create an account

Copyright 2014 - 2018 Afficient Academy Inc.  
All Rights Reserved [Privacy Policy](#).

Create a New Parent Account.

# Get Results Better & Faster



## Create an Account

Create a parent account that allows you to view all of your students with one account. You can also manage your account preferences.

\* First Name:

\* Last Name:

Address:

City:

\* Country:

\* State:

ZipCode:

Phone:

\* E-mail:

\* Password:

\* Confirm Password:

Fill in the necessary information and Register to create the account.



Register

 Reply  Reply All  Forward




Mon 6/25/2018 3:40 PM

info@afficienta.com

Registered Parent Account

To: abigail.anthony@afficienta.com

 Click here to download pictures. To help protect your privacy, Outlook prevented automatic download of some pictures in this message.

Dear Abigail Anthony

Thank you very much for registering for a parent account.

To start your account please follow the details below:

Email: [abigail.anthony@afficienta.com](mailto:abigail.anthony@afficienta.com)

Activation Link: <https://my.afficienta.com/9311886f-a0c0-4dc2-a8cb-ca05a157d1f0/active>

Expiration: **Activation link will expire in 24 hours**

Click the above link to activate your account. Once the account is activated, you are ready to login.

Make sure, you are using Google Chrome browser.

We hope you and your children will like our product.

If you have any feedback or questions, please contact us [contact@afficienta.com](mailto:contact@afficienta.com).

Do not reply to this email.

With best wishes,

Afficient Academy Learning Center of Silicon Valley, Inc.

You receive an email with an Activation link to activate your account. The Activation link expires in 24 hours, so we strongly recommend to activate the account immediately.  
This Link takes you inside MYAA account **(slide#6 )** bypassing the Log in page **(slide #5)**.



For Use As A Parent/Guardian Account

Email

Password

Log In

[Forgot password](#)

or

Create an account

Copyright 2014 - 2018 Afficient Academy Inc.  
All Rights Reserved [Privacy Policy](#).

Log in using the Email ID and Password. If you forgot the password, you may reset your password by clicking 'Forgot password'

## About MyAA

Parent Profile

Student

Course Enrollment

Change Purchase Options

Set Default Payment Method

Order History

Advisors

**MyAA parent account can be used for:**

- Enter or update (two) parent (guardian) contact info
- Change parent account password
- Setup or change each student account and password (allow more than one students)
- Enter or update student info
- Enroll a program for a student
- Make a Payment
- View or Stop auto-payment
- Switch between the 3-month auto-payment and the 1-month auto-payment
- Request a refund (certain conditions apply)
- Request pause or resume

**Technical Requirements**

The course requires a laptop or a desktop computer with high-speed internet access and a web browser (Chrome or Firefox).

**Tuition and Fee Policies:**

Tuitions will be automatically billed periodically **until the subscription is suspended or cancelled**. Two billing options are available:

- Every three-months: \$400
- Monthly: \$150

**Switching between monthly and three-months auto-payment options:** minimum 5 days before the next transaction date.

**Request to terminate the auto-payment:** minimum 5 days before the next transaction date.

A **\$35 Application Fee** is applicable if at the time of making the course subscription, the student account has already expired.

A **\$15 Processing Fee** will be charged for a bounced credit card. A 5-day grace period is given for fixing the failed credit card charge. If the failed credit card charge is not fixed within 3 days, the student account will be suspended.

Course starting date can be the same as the enrollment date.

**Refund Policy**

Parent can request the full refund of an enrolled remote online course which satisfies the following conditions:

- No more than 14 days from the course starting date;
- First-time new course enrollment.

**Course Pause and Resume Policy**

Please read this page (About MyAA) thoroughly to understand our policies and procedures.

Secure | <https://my.afficienta.com/account/parentprofile>

Apps Digital Marketing Digital Marketing To Online Courses Google Keyword Research Blogging Fav Blogs Guitar Lessons Reddit Unbounce Academy Entrepreneur - Start Essential AdWords DMHQ Expanded Text Ad P

**MyAA** Parent Profile [Log out](#)

- About MyAA
- Parent Profile**
- Student
- Course Enrollment
- Change Purchase Options
- Set Default Payment Method
- Order History
- Advisors

### Jack Cramer

#### Account Information

\* Email:

[Change Password](#)

#### Contact Information

\* First Name:

\* Last Name:

\* Phone Number:

\* Country:

Address:

City:

\* State:  ZipCode:

[Save](#)

#### Profile Photo

[Delete](#)

Your profile page is filled with all the info you provided while creating your account. You may add the additional information later in case you didn't provide it earlier.



## Create New Student Account

[Log out](#)[About MyAA](#)[Parent Profile](#)[Student](#)[Student Profile](#)[Create New Student](#)[Course Enrollment](#)[Change Purchase Options](#)[Set Default Payment Method](#)[Order History](#)[Advisors](#)

### New Student

#### Student Contact Information

\* First Name:

\* Last Name:

Email:

Phone:

Phone Type:

\* Country:

Address:

City:

\* State:

ZipCode:

#### School Information

School Name:

\* Starting School Grade :

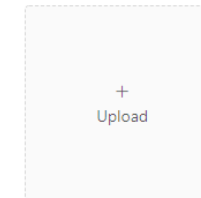
#### Student Account Information

Username:

\* Password:

\* Confirm Password:

#### Profile Photo

[Delete](#)

You can create student account here. Provide all the necessary information about the student. You can also add multiple students to create multiple student accounts. Student's user name is system generated.

[Save](#)





## Course Enrollment

[About MyAA](#)[Parent Profile](#)[Student](#)[Course Enrollment](#)[Change Purchase Options](#)[Set Default Payment Method](#)[Order History](#)[Advisors](#)[John Acharya](#)[Jason Cramer](#)

## AFFICIENT MATH

It is a self-paced computerized program to learn grade level math for students in grades 3-12. It helps students to build a solid foundation and advance at their own speed.

Expired. Expired on: June 25, 2018, 12:34 pm Pacific Daylight Time

[Add to Cart](#)[Proceed to Checkout](#)

After creating a student account, you need to enroll the student in a course.

Add Afficient Math to Cart. Most parents purchase a 3 months option to start with, and take advantage of a \$50 discount!





## Course Enrollment

[About MyAA](#)[Parent Profile](#)[Student](#)[Course Enrollment](#)[Change Purchase Options](#)[Set Default Payment Method](#)[Order History](#)[Advisors](#)[John Acharya](#)[Jason Cramer](#)**AFFICIENT MATH**

It is a self-paced computerized program to learn grade level math for students in grades 3-12. It helps students to build a solid foundation and advance at their own speed.

Expired. Expired on: June 25, 2018, 12:34 pm Pacific Daylight Time

[Add to Cart](#)**Added to cart**[Proceed to Checkout](#)

In the Next page, you have the options to select the payment term and price and complete the purchase.



About MyAA

Parent Profile

Student

- Student Profile
- Create New Student

Course Enrollment

Change Purchase Options

Set Default Payment Method

Order History

Advisors

Jason.Cramer

Afficient Math

Please select the enrollment plan: Every Three Months

Please select the starting date: 2018-06-25

Program Price: \$400.00

Processing Fee: \$0.00

Remove

Subtotal

Fees

TOTAL

Please select a payment method:

VISA \*\*\*\*4775 9/

Add a new card

The new card will become your default payment method.

Today

Please provide new card details

Card number

MM / YY CVC

Complete Purchase

Clicking on "Complete Purchase" means you agree to Afficient Academy's Terms & Conditions and Privacy Policy. Products automatically renew until cancelled and are billed to your default payment method.

Select between 'Every Three Months' for \$400 and 'Monthly' for \$150

Drop down Calendar offers the option to select 'Starting Date'

Secure | https://my.afficienta.com/account/studentprofile

Apps Digital Marketing Digital Marketing To Online Courses Google Keyword Research Blogging Fav Blogs Guitar Lessons Reddit Unbounce Academy Entrepreneur - Start Essential AdWords C DMHQ Expanded Text Ad P

**MyAA** Student Profile [Log out](#)

- About MyAA
- Parent Profile
- Student
  - Student Profile**
  - Create New Student
  - Course Enrollment
  - Change Purchase Options
  - Set Default Payment Method
  - Order History
  - Advisors

**John Cramer**

John Cramer

First Name: John  
Last Name: Cramer  
Phone Number: 408-642-1012  
Email: John.Cramer@gmail.com  
Address: 1054 S De Anza Blvd San Jose CA 95129  
Starting School Grade: 5  
School: Challenger  
Username: John.Cramer  
Password: johny1234

[Edit Student Profile](#)

**Courses Enrolled**

COURSE	START DATE	EXPIRATION DATE
Afficient Math	06/15/2018	07/15/2018

< 1 >

After the course is purchased, find information about the course starting date and expiry date here.

Reply Reply All Forward

Tue 6/19/2018 6:21 PM



info@afficienta.com

Your Purchase Confirmation From Afficient Academy

To Ken Hsieh

Dear kenny1 Hsieh:

Thank you very much for your order. The URL for Afficient Math is <https://math.afficienta.com>.

You can use the student username and password provided in the "Student Profile" in MyAA (<https://my.afficienta.com>) to access Afficient Math.

Your purchase confirmation is attached below. Thanks.



Afficient Academy Learning Center of Silicon Valley, Inc.  
1054 S. De Anza Blvd. Suite 120  
San Jose, CA 95129  
408-627-7589 (Office)  
<https://afficienta.com>

Receipt

Date: 06/19/2018 18:20:00

Receipt #: 1529457630585

Bill To  
kenny1 Hsieh

kenny1 Hsieh  
Visa #####1274  
Paid: \$185.00

ITEM	STARTING DATE	COURSE COST	PROCESSING FEE	ITEM TOTAL
Afficient Math Enrollment plan: 1 month Student: Michelle Hsieh	06/20/2018	\$150.00	\$35.00	\$185.00
				<b>Subtotal: \$185.00</b>
				<b>Total: \$185.00</b>

After the purchase you also receive an email receipt confirming the payment. It also points to the product website to start the program.

The screenshot shows a web browser window with the URL <https://my.afficienta.com/account/purchase>. The page title is "Change Purchase Options" and the user is logged in as "John Cramer". The left sidebar contains a menu with items: "About MyAA", "Parent Profile", "Student", "Student Profile", "Create New Student", "Course Enrollment", "Change Purchase Options" (highlighted), "Set Default Payment Method", "Order History", and "Advisors". The main content area displays the "Afficient Math" account details. It shows the "Start Date: 2018/06/15" and "Next billing Date: 2018/07/15". Below these dates is a "Pause" section with a "Start date" and "End date" calendar interface, a "Cancel Freeze" button, and a "Status: In Use" indicator. A "Term:" dropdown menu is set to "Monthly". On the right side of the account details, there are two buttons: "Refund" (blue) and "Terminate" (grey). Below the account details, there are two text boxes providing information about pausing and terminating the account.

**Pause:** You can pause your account for min. 7 days - max. 90 days by selecting the dates from the drop down Calendar. You may cancel the pause. For details about Pause and Resume, please read the policy on About MYAA page.

- 1. Refund:** If you want a refund, you can only avail it within 14 days from the date the account was created. Refund is allowed only to New Customers for the first time enrollment in a new course.
- 2. Terminate:** You may terminate your account 5 days before the next transaction date so that your credit card doesn't get charged.



## Set Default Payment Method

Log out

- About MyAA
- Parent Profile
- Student
  - Student Profile
  - Create New Student
- Course Enrollment
- Change Purchase Options
- Set Default Payment Method**
- Order History
- Advisors

Please select a payment method:

☐  \*\*\*\*4775 9 / 2022

☒ Add a new card

The new card will become your default payment method. All subscriptions will be charged on the default payment method.

Please provide new card details

 Card number

MM / YY CVC

Set Default Payment Method

You may add a new card and change your default payment method here.

Secure | <https://my.afficienta.com/account/orderhistory>

Apps | Digital Marketing | Digital Marketing To | Online Courses | Google | Keyword Research | Blogging | Fav Blogs | Guitar Lessons | Reddit | Unbounce Academy | Entrepreneur - Start | Essential AdWords | DMHQ | Expanded Text Ad P |

**MyAA** Order History [Log out](#)

About MyAA

Parent Profile

Student

Student Profile

Create New Student

Course Enrollment

Change Purchase Options

Set Default Payment Method

**Order History**

Advisors

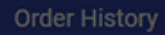
### My Orders

RECEIPT#	ORDER DATE	AMOUNT	ACTION
<a href="#">1529104412538</a>	June 15th 2018, 4:13:32 pm	\$150.00	<a href="#">View</a>

< 1 >

Click the view button to find the receipt. It is also sent to your email.





## My Orders



## My Order

Order Number #: 1529104412538

Payment Information:

Jack Cramer

ITEM	STARTING DATE	COURSE COST	PROCESSING FEE	ITEM TOTAL
Afficient Math Enrollment Plan: 1 Months Student: John Cramer	2018/06/15	\$150.00	\$0.00	\$150.00

Total: \$150.00

Close

You can also find your purchase receipt in the Order History section. Click on the 'view' button.



Afficient Academy ®

This is Afficient Math program page. Use Student's log in credentials to get inside the program.

Secure | <https://math.afficienta.com/#/afficientSetup>

Apps Digital Marketing Digital Marketing To Online Courses Google Keyword Research Blogging Fav Blogs Guitar Lessons Reddit Unbounce Academy Entrepreneur - Start Essential AdWords C DMHQ Expanded Text Ad Pr

**AFFICIENT** Home Courses Afficient Math Account Setup Reports John.Acharya

## Account Setup

INSTRUCTIONS SELECT PATH ABOUT TEST PRACTICE TEST DIAGNOSTIC TEST ACCOUNT SETUP PLAN PRODUCT VIDEO TEST DETAIL

# INSTRUCTIONS

On the next page, you will be asked to choose how you will be learning math with Afficient Math. There are two different paths: **Build Your Foundation**, where you can fill in the gaps in previously learned math courses, and **Select a Course**, where you can choose which course you would like to work on.

We highly suggest you choose Build Your Foundation, especially if you are currently in seventh grade or below. This option will allow you to build a solid foundation then build off that to get ahead in math. This path is one of the unique aspects of Afficient Academy's math program and has shown amazing results with our students. If you choose this option, you will be asked to take about three diagnostic tests from prior grades to determine your starting grade and skill level to build a foundation.

If you are not able to go through Build a Foundation, you can choose the course you would like to take. This option is great for older students (mostly eighth grade and above) who don't have time to review previously learned material and need help with material that they are currently learning. If you choose this option, you will be asked to take a readiness test to determine whether you are ready or a diagnostic test to see how much you already know for the chosen course. These tests are optional, but we recommend taking one of them so you can know your starting level.

In Afficient Math, the contents of each grade are consisted of small segments which we call Skills. During your study, depending on your progress, each of the Skills is at one of the five levels: To Be Learned, Level 1, Level 2, Level 3 and Proficient. After the diagnostic test, the system will find your starting grade, and initialize Skills at corresponding levels.

Please read the instructions thoroughly. It helps you set up the student's Learning Path correctly.

NEXT

Secure | https://math.afficienta.com/#/affluentSetup

Apps Digital Marketing Digital Marketing To Online Courses Google Keyword Research Blogging Fav Blogs Guitar Lessons Reddit Unbounce Academy Entrepreneur - Start Essential AdWords C DMHQ Expanded Text Ad P

**AFFICIENT** Home Courses Affluent Math Account Setup Reports John.Acharya

## Account Setup

INSTRUCTIONS SELECT PATH ABOUT TEST PRACTICE TEST DIAGNOSTIC TEST ACCOUNT SETUP PLAN PRODUCT VIDEO TEST DETAIL

### Choose the path that applies to you

☐ Start with building a solid foundation by reviewing previously learned materials (**Highly Recommended Path**)

☐ Start by learning a specific Course

You have two options and we recommend most students to opt for the first option which allows a comprehensive assessment of student's skills and gaps in order to find a suitable starting point. This helps building a solid foundation necessary to advance through the program swiftly!

SETUP MY ACCOUNT BACK

Secure | <https://math.afficienta.com/#/afficientSetup>

Apps | Digital Marketing | Digital Marketing To | Online Courses | Google | Keyword Research | Blogging | Fav Blogs | Guitar Lessons | Reddit | Unbounce Academy | Entrepreneur - Start | Essential AdWords C | DMHQ | Expanded Text Ad Pr

**AFFICIENT** Home Courses Afficient Math Account Setup Reports John.Acharya

## Account Setup

INSTRUCTIONS **SELECT PATH** ABOUT TEST PRACTICE TEST DIAGNOSTIC TEST ACCOUNT SETUP PLAN PRODUCT VIDEO TEST DETAIL

### Choose the path that applies to you

☒ Start with building a solid foundation by reviewing previously learned materials (**Highly Recommended Path**)

Select Your Current Math Course at school (The course you are currently learning or just completed at school)

2nd grade

3rd grade

4th grade

5th grade

6th grade

Select Current Grade or recently completed Grade from the drop down menu.

SETUP MY ACCOUNT BACK

## Account Setup

[INSTRUCTIONS](#)
[SELECT PATH](#)
[ABOUT TEST](#)
[PRACTICE TEST](#)
[DIAGNOSTIC TEST](#)
[ACCOUNT SETUP PLAN](#)
[PRODUCT VIDEO](#)

### Choose the path that applies to you

- ☒ Start with building a solid foundation by reviewing previously learned materials (**Highly Recommended Path**)

**Select Your Current Math Course at school** (The course you are currently learning or just completed at school)

2nd grade ▾

- ☐ Start by learning a specific Course

If you selected this option, then click 'Next' and follow the instructions on **slide#26** and onwards.

Click 'Next'


[SETUP MY ACCOUNT](#)
[BACK](#)
[NEXT](#)

Secure | https://math.afficienta.com/#/afficientSetup

Apps Digital Marketing Digital Marketing To Online Courses Google Keyword Research Blogging Fav Blogs Guitar Lessons Reddit Unbounce Academy Entrepreneur - Start Essential AdWords C DMHQ Expanded Text Ad Pr

**AFFICIENT** Home Courses Afficient Math Account Setup Reports John.Acharya

### Account Setup

INSTRUCTIONS SELECT PATH ABOUT TEST PRACTICE TEST DIAGNOSTIC TEST ACCOUNT SETUP PLAN PRODUCT VIDEO TEST DETAIL

#### Choose the path that applies to you

☐ Start with building a solid foundation by reviewing previously learned materials (**Highly Recommended Path**)

☒ Start by learning a specific Course

**Select A Course**

2nd grade

**Have you already learned Grade 2 Material?**

☐ Yes, I have learned some of the material. I will take a Diagnostic Test to find my skill level

☐ No, I have not learned the material. I will take a Readiness Test to see whether I am ready to take the course

☐ Don't take a test. Set up my account for learning **Grade 2**

If you opted for the second option, you have the choice of taking a Diagnostic Test or a Readiness Test by selecting the first or second radio button.

SETUP MY ACCOUNT BACK

## Account Setup

INSTRUCTIONS **SELECT PATH** ABOUT TEST PRACTICE TEST TEST ACCOUNT SETUP PLAN PRODUCT VIDEO TEST DETAIL

### Choose the path that applies to you

☐ Start with building a solid foundation by reviewing previously learned materials (**Highly Recommended Path**)

☒ Start by learning a specific Course

#### Select A Course

2nd grade ▼

#### Have you already learned Grade 2 Material?

☐ Yes, I have learned some of the material. I will take a Diagnostic Test to find my skill level

☐ No, I have not learned the material. I will take a Readiness Test to see whether I am ready to take the course

☒ Don't take a test. Set up my account for learning **Grade 2**

You may also set up the account without the student taking the test and in this case, the student will start learning all the materials from the beginning of your selected grade. Click on 'SET UP MY SCCOUNT'

Click Here



SETUP MY ACCOUNT

BACK



Secure | <https://math.afficienta.com/#/afficientSetup>

Apps Digital Marketing Digital Marketing To Online Courses Google Keyword Research Blogging Fav Blogs Guitar Lessons Reddit Unbounce Academy Entrepreneur - Start Essential AdWords C DMHQ Expanded Text Ad Pr

**AFFICIENT** Home Courses Afficient Math Account Setup Reports John.Acharya

### Account Setup

INSTRUCTIONS SELECT PATH ABOUT TEST PRACTICE TEST TEST ACCOUNT SETUP PLAN PRODUCT VIDEO TEST DETAIL

#### Choose the path that applies to you

☐ Start with building a solid foundation by reviewing previously learned materials (**Highly Recommended Path**)

☒ Start by learning a specific Course

Select A Course

2nd grade

Have you already learned Grade 2 Material?

☐ Yes, I have learned some of the material. I will take a Diagnostic Test to find my skill level

☐ No, I have not learned the material. I will take a Readiness Test to see whether I am ready to take the course

☒ Don't take a test. Set up my account for learning **Grade 2**

Are you ready to Setup Your Account?

New Weekly Assignment will be generated

NO YES

Before you set up the Learning Path, you are asked again. Click 'YES' to generate the weekly assignment. Now, Follow from **Slide# 31** and onwards.

SETUP MY ACCOUNT BACK

Secure | <https://math.afficienta.com/#/afficientSetup>

Apps Digital Marketing Digital Marketing To Online Courses Google Keyword Research Blogging Fav Blogs Guitar Lessons Reddit Unbounce Academy Entrepreneur - Start Essential AdWords C DMHQ Expanded Text Ad Pr

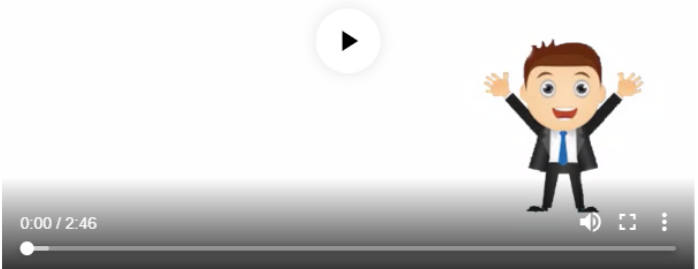
**AFFICIENT** Home Courses Afficient Math Account Setup Reports John.Acharya

### Account Setup

INSTRUCTIONS SELECT PATH **ABOUT TEST** PRACTICE TEST DIAGNOSTIC TEST ACCOUNT SETUP PLAN PRODUCT VIDEO TEST DETAIL

Watch the video on how to take the test

**AFFICIENT**



0:00 / 2:46

We recommend you watch the video. This video clearly explains you how to take the Diagnostic test.

BACK SKIP & NEXT

Secure | <https://math.afficienta.com/#/afficientSetup>

Apps Digital Marketing Digital Marketing To Online Courses Google Keyword Research Blogging Fav Blogs Guitar Lessons Reddit Unbounce Academy Entrepreneur - Start Essential AdWords C DMHQ Expanded Text Ad Pr

**AFFICIENT** Home Courses Afficient Math Account Setup Reports John.Acharya

## Account Setup

INSTRUCTIONS SELECT PATH ABOUT TEST PRACTICE TEST DIAGNOSTIC TEST ACCOUNT SETUP PLAN PRODUCT VIDEO TEST DETAIL

[Click here to start a 5 minutes Practice Test](#)

START PRACTICE TEST

The student may also take a 5 minutes practice test before taking the actual Diagnostic Test. This helps the student to understand how our learning platform works.

BACK SKIP & NEXT

[Home](#)[Courses](#)[Afficient Math ▾](#)[Account Setup](#)[Reports ▾](#)[Jason.Cramer ▾](#)

28

## Account Setup

[INSTRUCTIONS](#)[SELECT PATH](#)[ABOUT TEST](#)[PRACTICE TEST](#)[DIAGNOSTIC TEST](#)[ACCOUNT SETUP PLAN](#)[PRODUCT VIDEO](#)

### About the Diagnostic Test

You will do **Diagnostic Tests** for several grades that you have learned in the past. Through the Diagnostic Tests, the Starting Grade and your level of skills of the grades will be identified. Then your account will be setup accordingly. The first Diagnostic Test will be **Grade 2**. Based on your first Diagnostic Test results, system will lead you to do the subsequent Diagnostic Tests at higher or lower grades.

If you would like the first Diagnostic Test to be other than **Grade 2** then you can choose the test subject from the dropdown menu below.

### First Diagnostic Test

Grade 2 ▾

[START DIAGNOSTIC TEST](#)

Start the Diagnostic Test for the selected Grade. This example is for a 2<sup>nd</sup> Grader!

[BACK](#)[NEXT](#)



## Account Setup

INSTRUCTIONS

SELECT PATH

ABOUT TEST

PRACTICE TEST

DIAGNOSTIC TEST

ACCOUNT SETUP PLAN

PRODUCT VIDEO

## Diagnostic Test Results:

Subject	Accuracy	Speed	Region	Date	
Grade 3	94.20%	1.99	2	2018-06-22	<a href="#">VIEW DETAILS</a>
Grade 4	0.00%	0.00	6	2018-04-27	<a href="#">VIEW DETAILS</a>

**No more Diagnostic Tests required. Click [NEXT](#) to set up your account.**

If you would like to take more Diagnostic Test, Select the test subject from Dropdown menu below.

Take another session of Diagnostic Test on

If you want your child to take more Diagnostic Tests, you have that option too.

After a couple of sets of Diagnostic Test, you will have the results of the Diagnostic Test. You may view the detailed reports about each test providing information about the skills that the student answered correctly and incorrectly.

BACK

NEXT



## Account Setup

INSTRUCTIONS

SELECT PATH

ABOUT TEST

PRACTICE TEST

DIAGNOSTIC TEST

ACCOUNT SETUP PLAN

PRODUCT VIDEO

## Account Setup Plan

**Starting Grade:** Grade 3

**Initialization:** Grade 3 : Level 2



The system generates the suggested Starting Grade and Level for the Learning Path. Before you generate the weekly assignments, you also get a confirmation.

SETUP MY ACCOUNT

**Are you ready to Setup Your Account?**

New Weekly Assignment will be generated

NO

YES

BACK

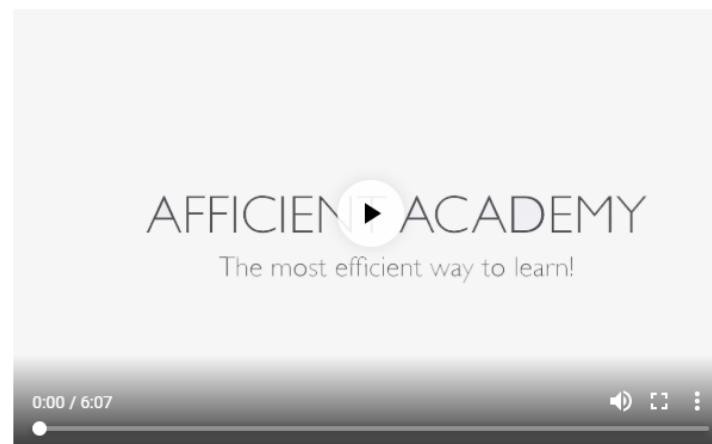
NEXT



## Account Setup

[INSTRUCTIONS](#)[SELECT PATH](#)[ABOUT TEST](#)[PRACTICE TEST](#)[DIAGNOSTIC TEST](#)[ACCOUNT SETUP PLAN](#)[PRODUCT VIDEO](#)

### Watch the video on how to use Afficient Math



This is the student orientation video. We recommend both student and parents watching it before starting the lessons. It helps understand how to get the best out of our program. This ensures a smoother and faster progress in the program and helps in getting the maximum benefits out of it.

[BACK](#)[HOME](#)



b j has completed 0.0%  
of this week's  
assignment

**Start**

### Progress Summary

Time Spent Today(mm:ss): **00:00**  
 Time Spent This Week(mm:ss): **00:00**  
 Attendance Tokens Earned This Week: **0.00**  
 Grade Completion Tokens Already Added This Week: **0.00**  
 Assignment Tokens Earned This Week: **0.00**  
 Tokens Earned by Last Week: **0.00**  
 Grade 3 Score: **66.9**

### This Week's Top Performers

1. Stella He: **825.8%**  
 2. Isaac Stelzer: **747.6%**  
 3. Teagan Ngo: **744.5%**  
 4. Savannah Lin: **702.9%**  
 5. Janet Liu: **673.0%**  
 6. Emi S Fujimura: **649.4%**  
 7. Corinna Wu: **591.1%**  
 8. Ian Lin: **493.1%**  
 9. Adwita Sharma: **454.9%**  
 10. Jack Yang: **444.0%**  
 11. Jeffrey Zhang: **376.8%**  
 12. Warren Chee: **334.1%**  
 13. Kendrick Wong: **334.1%**  
 14. Carolina Sun: **310.8%**

### This Week's Assignment (2018-06-18 to 2018-06-24)

Subject	Session	Skill	Start Level/Score	Target Level/Score	Points	Status	Title
Grade 3	P	1.1	Level 2	Level 3	0.7		Addition without Renaming
Grade 3	P	1.2	Level 2	Level 3	1.1		Addition with Renaming
Grade 3	P	1.3	Level 2	Level 3	0.7		Subtraction without Renaming
Grade 3	P	1.4	Level 2	Level 3	1.1		Subtraction with Renaming
Grade 3	P	1.5	Level 2	Level 3	3.8		Addition and Subtraction Review
Grade 3	P	1.6	Level 2	Level 3	2.1		Problem Solving: Addition and Subtraction One-Step Word Problems
Grade 3	P	1.7	Level 2	Level 3	3.5		Problem Solving: Addition and Subtraction Multi-Step Word Problems
Grade 3	P	2.1	Level 2	Level 3	0.7		Rounding to the Nearest 10
Grade 3	P	2.2	Level 2	Level 3	0.7		Rounding to the Nearest 100
Grade 3	P	2.3	Level 2	Level 3	2.1		Rounding Review

This is the Weekly Assignment window. To start working on math, the student needs to click the 'Start' Button on the left of the screen to load the assignment.

### Skills Dropped This Week

### Extra Work Credited and Assigned

### Extra Work Not Credited This Week

The student may request for extra assignments if the weekly assignments are completed earlier. There is literally no limit to how much a student can accomplish in a week!





Wishing You A Great Success in  
your Afficient Math Journey!